



THE LEADER OF FLOATING PV SYSTEM

SUNGROW
Clean power for all

Sungrow Floating Manufactory base relies on Sungrow Group which has 21 years' research and production experience of solar power industry and organizes a research and development group of floating system, which consists of several specialists and doctors. Sungrow Floating has more than 30 patents concerning floating body, matrix anchorage, inverter&booster floating platform and system operation and maintenance and takes the lead to set up a number of floating technology standards. The company adheres to the concept Innovation and Improvement, Pursuing of Excellence and devotes itself to be the supplier for Solar PV floating body and system with global leading technology.









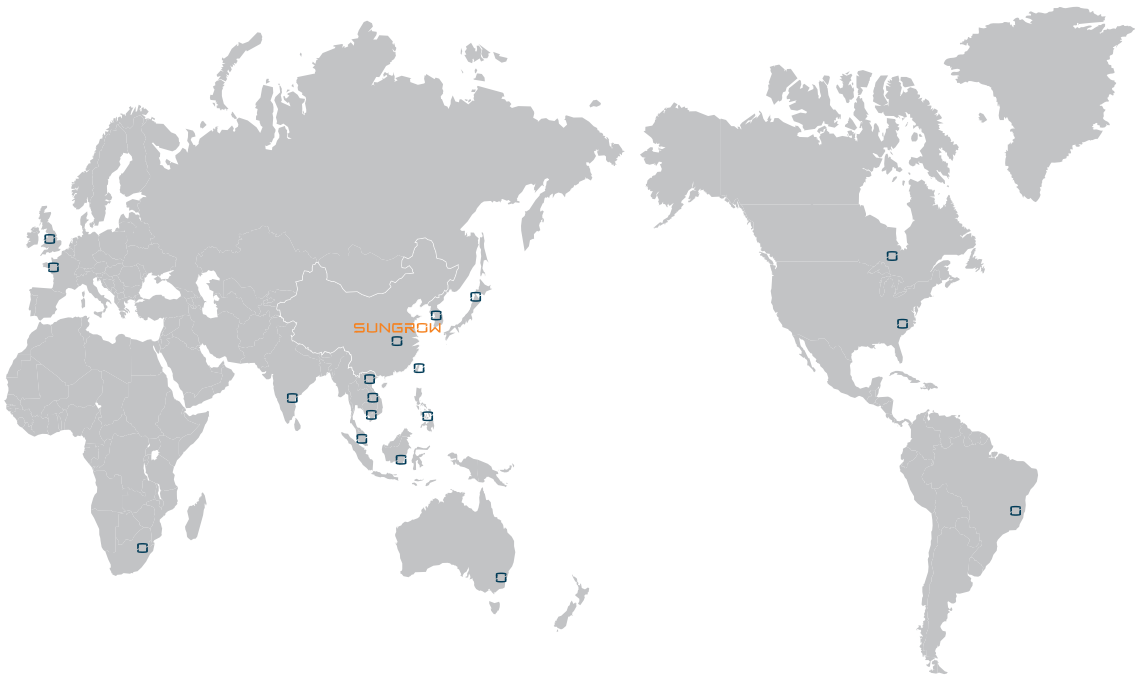
Raw Material R&D Laboratory



Intelligent workshop

Global Network Resource

<p>Exclusive Resources</p>  <p>8 fitting warehouses&full-time service engineers</p>	<p>Quick Response</p>  <p>1 hour-Response, 24hours-Problem Solving</p>	<p>Global Platform</p>  <p>Covering over 50% countries and regions worldwide</p>
<p>Life Time</p>  <p>Upgrade and after services within product life cycle</p>	<p>Customer Serving</p>  <p>Open technologies & product maintenance & Training for system design</p>	<p>Customer Service Line</p>  <p>400 880 5578</p>



Product Advantages

antiseep & hydrolysis resistance	strong bearing capacity, stab resistance
Air-tightness & water tightness	antifatigue and wave resistance
anti-tensile for fitting lug	adjustable for different panel angles
skid resistance; scratch and abrasion resistance; anti-looseness for connection	Food-Grade material
	25 years life time
Anti-UV aging, ESCR	



water quality detection damp-heat aging oxidation induction time impact brittle temperature

strain relief test of opposite side angle UV-irradiation aging Bend fatigue test RoSH ESCR



Main floating body SF-M



connection floating body SF-C



aisle floating body SF-A



mutli-function floating body SF-H



accessories SF-B

Model	Function	Max buoyance force(N)	size(L×W×H)	temperature tolerance	Antifatigue	Material
SF-M	For Supporting	1380	1110×880×190mm	- 40 ~ + 85°C	100,000 times of dynamic load cycle	HDPE
SF-C	For connection	860	1212×410×205mm			
SF-A	For O&M	600	880×410×205mm			
SF-H	For electrical connection	1500	1110×880×205mm			
SF-B	/	/	Φ38×155mm			

Advantages of Inverter&Booster Platform

Good compatibility of facility, high safety

Installation on site , convenient O&M

inverter-booster floating platform SF-P



displacement	40t
designed draft	0.87m
designed wind speed	30m/s
designed wave height	2m
safe heel angle	3°
extreme heel angle	10°
safety compartment quantity	15
O&M manhole and watertight door quantity	15
coating thickness	≥320μm

Floating System Solution

Relying on 21 years of technology accumulation and R&D advantages of Sungrow Group, Sungrow Floating has the experience in design, construction, O&M of the world's largest floating power plant, the Company is committed to provid world's top floating power plant system solutions.

Floating system

 Convenient Installation

 Reliable and Durable


 Resistance of Level 17 Typhoon

 adjust to different latitudes



Installation of Dual-Glass Panel

installed through guide rail and briquetting, can solve the deformation of cantilever part of panel; resistance of heavy snow.



Installation of Aluminum Frame

good application for different panels, dual-glass panel is applicable.

System Layout

 Good ventilation effect

 improve power generation effectively

 Flexible design

 low LCOE



Single Row Array

good integrality, inside stress equilibrium, good orientation consistency. Various layouts can adjust different water regions.




Dual Row Array

Improvement of solar irradiation, wide O&M aisle, quick response.

Anchoring system

Customized anchoring system, adjustable for all scenes with less than 150 meters water depth, adjustable for 25 meters water range.



Design process for anchoring system

- 1 // Confirm the Max Wind, Wave&Water Flow Conditions
- 2 // Analysis of Wind&Water Flow Force or Model Wind Tunnel Experiment
- 3 // Selection for anchoring system Layout
- 4 // Coupling analysis of hydrodynamic force and anchoring system in extreme conditions
- 5 // Confirm the max tension of mooring rope, confirm anchoring system
- 6 // Confirm the safe distance of matrix

Application Cases / Large-scale floating power plant





Weishan Jining • China Installed capacity : 31MW

special application floating power plant



Japan extremely cold region
Installed capacity : 0.16MW



Datong Daqing • China extremely cold region
Installed capacity : 300kW



Tainan Taiwan • China typhoon region
Installed capacity : 3.1MW



Huaiyang Zhoukou • China PV Poverty Alleviation
Installed capacity : 200kW

Advantages of Floating Power Plant



Land Resource Conservation

availability on water reservoir, fishpond, mining subsidence area, coastal waters etc.



Water protection

reduce water evaporation, control algae growth



Power generation improvement

good water cooling effects, 10% more power generation



Convenient O&M

no obstructions, convenient cleaning



Easy installation

short period installation cycle



Market Prospect

abundant water resource and able for large-scale promotion

Application Scope of PV Floating System

Coal subsidence



Scenery lake



Small unused water area



Aquaculture pond



Reservoir



Sewage treatment reservoir



offshore water area



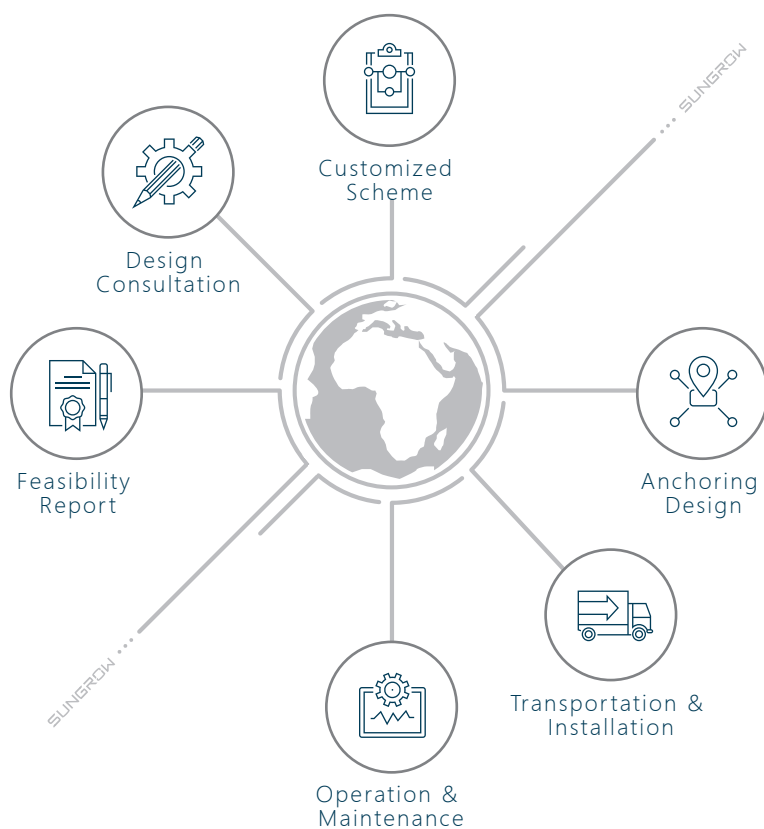
Extremely cold area



frequent Typhoon area



Our Services





SUNGROW

Clean power for all

Address : No.1688, Xiyou Road, Hefei Hi-tech Zone, Anhui Province, China.

Manufacture : Intersection of Huaipan Road and Shengtai Avenue, Pingwei Economic Development Zone, Huainan City, China

Tel : +86-551-6532 7879

Tel : +86-554-2601 998

Email : overseas@sungrow.cn

Website : www.sungrowpower.com

The latest information shall prevail without prior notice in case of any change in product dimensions and parameters.

